



# ABOVE-GROUND AND MOBILE SLATTED COVERS ONLY

	<b>Speed fabrication required:</b> <input type="checkbox"/> Yes <input type="checkbox"/> No	FROM NOVEMBER TO MARCH	APRIL	FROM MAY TO AUGUST	SEPTEMBER, OCTOBER
		<b>D+5</b>	<b>D+6</b>	<b>D+7</b>	<b>D+6</b>

Customer N°: .....	Customer reference: .....	Order form date: .....
--------------------	---------------------------	------------------------

<b>Company contact details:</b> Surname: ..... Postcode: ..... Town/City: ..... Country: ..... Phone: ..... E-mail: ..... Contact in case of missing measurements: ..... ..... .....	<b>Delivery address:</b> Name: ..... Address: ..... Postcode: ..... Town/City: ..... Country: ..... Access: <input type="checkbox"/> Semi-trailer <input type="checkbox"/> Carrier Other: ..... Fill in the truck access checking guide on p.85. Pick up at DEL Brécé factory (35530 Brécé, FRANCE)
---	---

☐ New build pool ☐ Existing pool: In order to avoid taking again measurements of the pool, please indicate the invoice number, order number or reference of the original cover made: .....

## COMPLETE SLATTED COVER

**Opaque PVC slats:** ☐ White ☐ Beige ☐ Medium grey 2 ☐ Blue\*  
**Solar polycarbonate slats:** ☐ Crystal black ☐ Crystal brown\* ☐ Crystal \* ☐ Crystal blue\* ☐ Crystal green\* ☐ Silver\*\*  
(Polycarbonate slats are not compatible with bromine treatments)  
☐ Leave one slat out of three without end cap to ease the sliding of the slats: ☐ AD side ☐ BC side By default, all endcaps will be installed.  
Additional lead time for slats over 6 m long. \*Additional lead time. \*\*Norm in process.

## STEP OR SLAT CUT-OUT

☐ Roman step ☐ Square step ☐ Trapezoid step ☐ Slat cut-out

## LOCKING KIT

<input type="checkbox"/> <b>Pushlock:</b> <input type="radio"/> White <input type="radio"/> Beige <input type="radio"/> Blue <input type="radio"/> Dark blue <input type="radio"/> Grey <input type="radio"/> Dark grey <input type="checkbox"/> <b>Quicklock + Tool:</b> <input type="radio"/> White <input type="radio"/> Beige <input type="radio"/> Blue <input type="radio"/> Grey <input type="checkbox"/> <b>White strap locking kit:</b> <input type="radio"/> Concrete coping anchors <input type="radio"/> Wood coping anchors	<b>Fittings:</b> <input type="checkbox"/> Insert mount <input type="checkbox"/> Surface mount <input type="checkbox"/> Hanging mount <input type="checkbox"/> High hanging mount (Pushlock only)
--	--

## CURRENT AUTOMATIC COVER

**Above-ground cover:**  
☐ Rollease 2 ☐ Moon ☐ Tixit ☐ Contura ☐ Rollover ☐ Other: .....  
**Mobile automatic cover:**  
☐ Moove'O ☐ Other: .....

## WINTER SHIFT / PROTECTIVE COVERING

**Ivernea:** ☐ Yes Fill in the order form on p. 291. ☐ No **Ivernea plus:** ☐ Yes Fill in the order form on p. 291. ☐ No

In order to avoid taking again measurements of the pool, please indicate the invoice number, order number or reference of the original cover made: .....

## UNIT SLAT PRODUCTION

<input type="checkbox"/> <b>Roller side</b> Number of slats: ..... Please fill in the pool drawing on the next page	<input type="checkbox"/> <b>Mid pool</b> Number of slats: ..... Slat width (endcaps included): ..... m 	<input type="checkbox"/> <b>Side opposite the roller</b> Number of slats: ..... Please fill in the pool drawing on the next page
---	--	--



Order of a bunch of 3 slats minimum for the roller and opposite to roller side.



Customer N°:	Customer reference:	Order form date:	Company:
--------------	---------------------	------------------	----------

<b>POOL TYPE</b>	
<input type="checkbox"/> Polyester shell - Brand: ..... - Model: ..... <input type="checkbox"/> Concrete <input type="checkbox"/> Resin <input type="checkbox"/> Wood <input type="checkbox"/> Polystyrene breeze block <input type="checkbox"/> Metal	
<b>WATERTIGHTNESS</b>	
<input type="checkbox"/> Liner <input type="checkbox"/> On-site lining <input type="checkbox"/> Tiles <input type="checkbox"/> Coated <input type="checkbox"/> Other: .....	
<b>POOL</b>	
<b>Diagonals</b> Diagonal AC = ..... cm Diagonal BD = ..... cm	
<b>Overflow</b>	
<input type="checkbox"/> Yes    Quantity of overflow guides required: ..... (By default 1 every 4m on each length) on <input type="radio"/> AB <input type="radio"/> BC <input type="radio"/> CD <input type="radio"/> AD <input type="checkbox"/> No	

**skimmer** : Indicate the exact skimmer positions.



: Indicate the positions of the locking kits that have already been installed.

To comply with the NF P 90-308 standard, the locking kits must be installed at least 50 cm from each edge and must be spaced at less than 2.00 m between each other.

<b>ADDITIONAL INDICATIONS IF REQUIRED</b>

For full compliance with the NF P 90-308 standard, it is essential that all the elements composing this safety cover (mechanics, slats, motorisation, etc.) come from DEL. If this is not so, we will not be able to provide you with any certificate.

**Limits to use:** The installation of a DEL cover on overflow pools and/or pools with step on the length side (removable step on the side) is not compliant with the NFP 90-308 standard. In this case please use other compliant equipment. Unless otherwise specified by the manufacturer, immersion alarms are not compatible with DEL covers.

**! INTERIOR POOL DIMENSIONS BE TAKEN AT THE WATER LINE AFTER COATING HAS BEEN MADE**

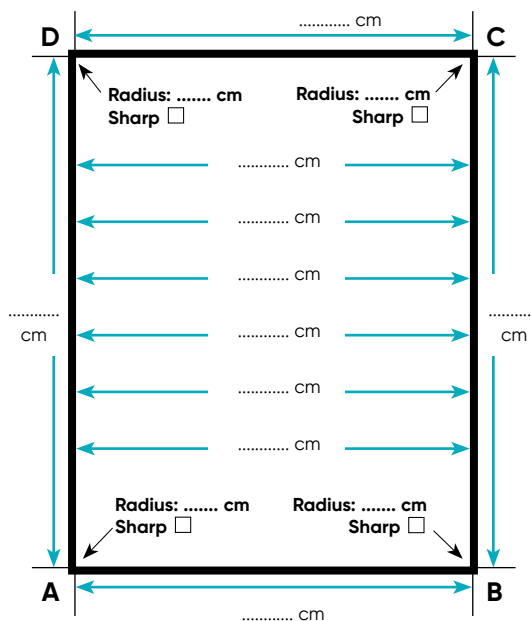
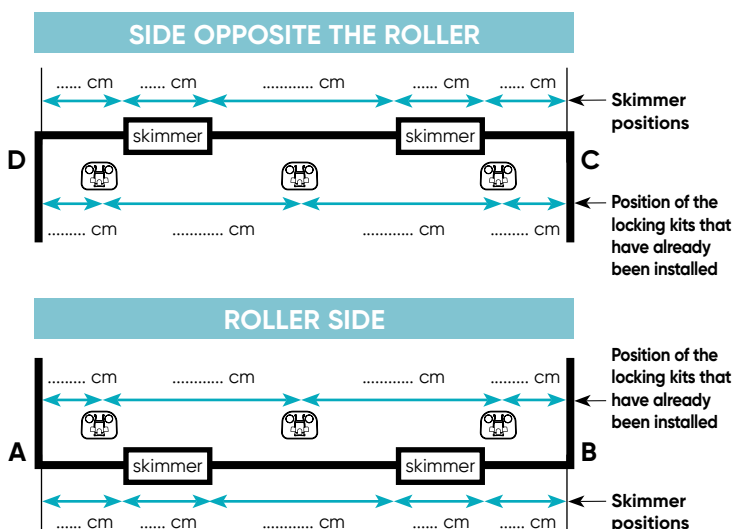
**Skimmer thickness**

☐ Flush    ☐ Proud of ..... cm

**Skimmers on the widths indicate them on the drawing**

**Skimmers on the lengths:** ☐ BC    ☐ AD

Step (see p. 132).





**TUBE / ROLLER SIDE = AB**



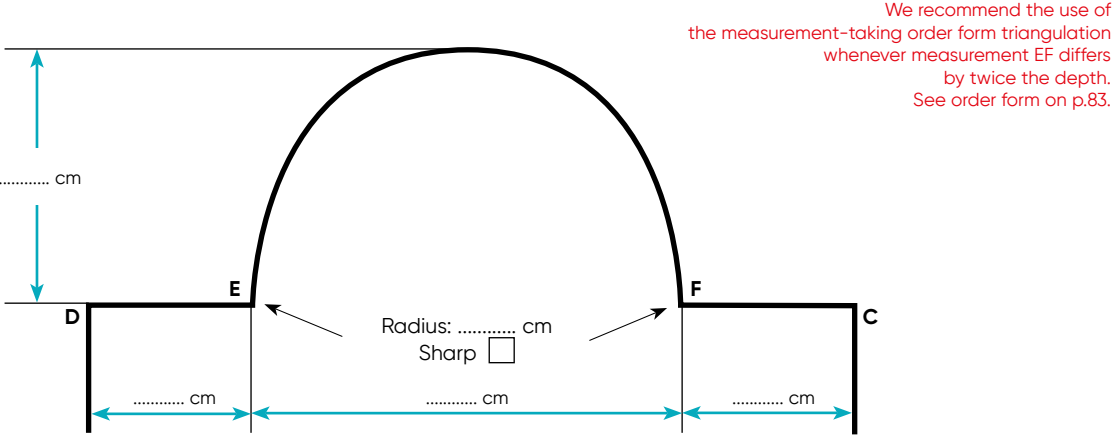
DRAWING FOR STEP SLATTED COVER

Customer N°:	Customer reference:	Order form date:	Company:
--------------	---------------------	------------------	----------

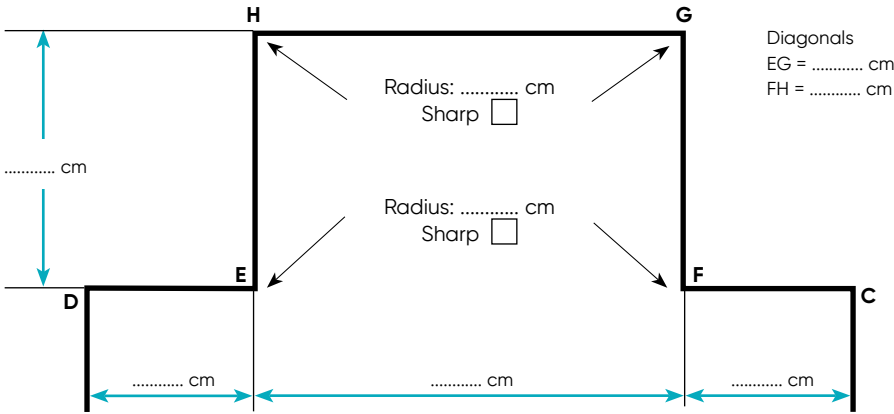
 : Indicate the exact skimmer positions

 : Indicate the position of the locking kits that have already been installed

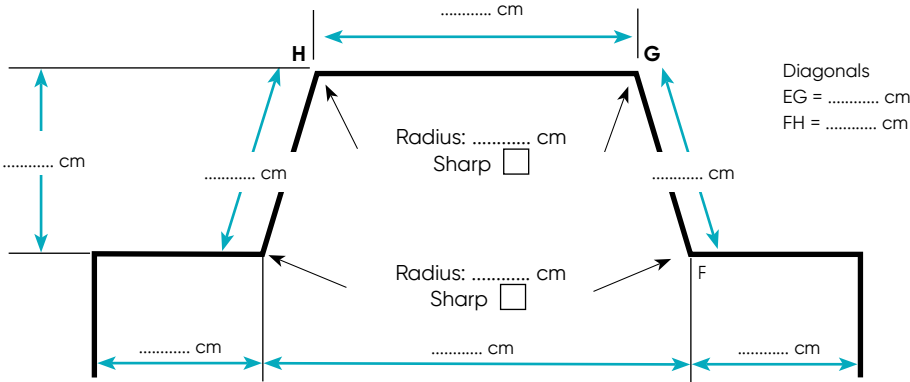
ROMAN STEP



SQUARE STEP



TRAPEZOID STEP



Customer N°:	Customer reference:	Order form date:	Company:
--------------	---------------------	------------------	----------

CD = ..... cm

EF = .....cm

CF = ..... cm

ED = ..... cm

EP = .....cm

E1 = ..... cm

E2 = .....cm

E3 = .....cm

E4 = ..... cm

E5 = ..... cm

E6 = .....cm

E7 = ..... cm

F1 = .....cm

F2 = ..... cm

F3 = ..... cm

F4 = ..... cm

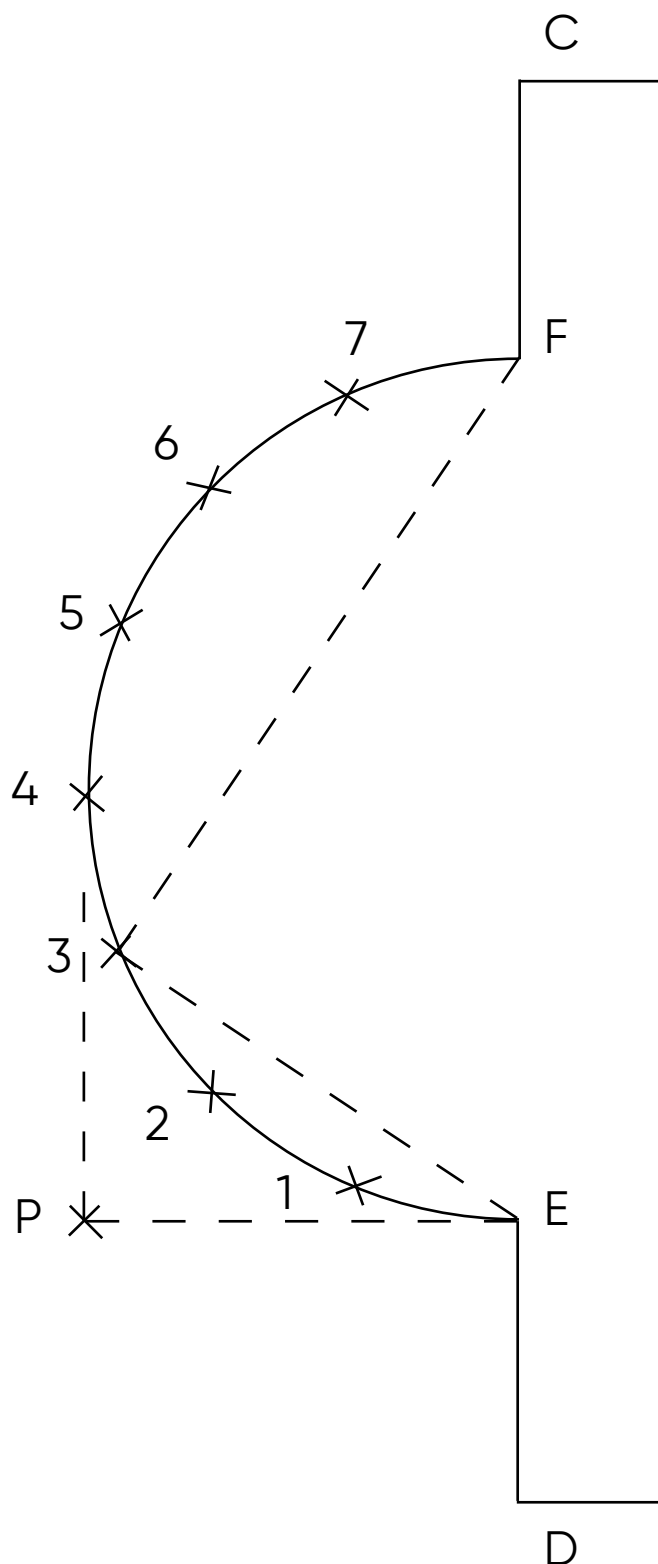
F5 = .....cm

F6 = ..... cm

F7 = ..... cm

Radius C = .....cm

Radius D = .....cm












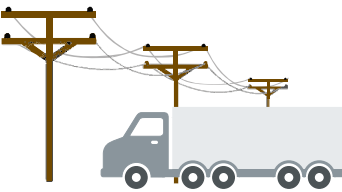

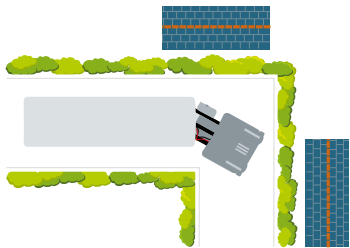


Company name:	Customer reference:
---------------	---------------------

## INFO

To allow us to deliver to you with maximum efficiency, please fill in this questionnaire carefully. We decline all liability in the event of the required delivery location being inaccessible due to the indications you have provided. Any new deliveries will be invoiced to you. Thank you for your understanding.



<b>ORDERED EQUIPMENT</b>			
<input type="checkbox"/> Automatic slatted cover	<input type="checkbox"/> Bar cover	<input type="checkbox"/> Ultima Cover	<input type="checkbox"/> Summer cover (over 4.50 m)
<input type="checkbox"/> Above-ground pools			
<b>ROAD SIGNAGE LEADING TO THE REQUESTED DELIVERY POINT</b>			
 Have you already seen this type of road sign on the road that leads to the requested delivery point? <input type="checkbox"/> 3.5 T <input type="checkbox"/> Yes If so, please indicate which ones: ..... <input type="checkbox"/> No			
<b>ACCESS TO THE REQUESTED DELIVERY POINT: TYPES OF VEHICLE LIKELY TO HAVE ACCESS</b>			
Below are different vehicle types. Indicate which types are likely to be able to pass in front of the requested delivery location.			
 Tractor + trailer (38 tonnes): <input type="checkbox"/> Yes <input type="checkbox"/> No	 Semi-trailer (38 tonnes): <input type="checkbox"/> Yes <input type="checkbox"/> No	 Small carrier (19 tonnes): <input type="checkbox"/> Yes <input type="checkbox"/> No	 Small truck (6 tonnes): <input type="checkbox"/> Yes <input type="checkbox"/> No
 Garbage trucks: <input type="checkbox"/> Yes <input type="checkbox"/> No	 Concrete mixer trucks: <input type="checkbox"/> Yes <input type="checkbox"/> No	 Fuel delivery trucks: <input type="checkbox"/> Yes <input type="checkbox"/> No	 Small van: <input type="checkbox"/> Yes <input type="checkbox"/> No
<b>TRUCK CLEARANCES: DETAILS</b>			
Be careful of the truck clearance: Is the delivery address subject to one of the below situations ?			
 Electric cables: <input type="checkbox"/> Yes <input type="checkbox"/> No	 Low branches: <input type="checkbox"/> Yes <input type="checkbox"/> No	 Corners of roads: <input type="checkbox"/> Yes <input type="checkbox"/> No	
<b>OTHER INDICATIONS, PLEASE DESCRIBE</b>			



Customer N°: .....	Customer reference: .....	Order form date: .....
--------------------	---------------------------	------------------------

<b>Company contact details:</b> Surname: ..... Postcode: ..... Town/City: ..... Country: ..... Phone: ..... E-mail: ..... Contact in case of missing measurements: .....	<b>Delivery address:</b> Name: ..... Address: ..... Postcode: ..... Town/City: ..... Country: ..... Phone (person to contact) ..... Pick up at DEL Brécé factory (35530 Brécé, FRANCE)
---	---

☐ New pool
☐ Existing pool: to avoid re-taking the measurements, please indicate the invoice n°, order n° or delivery document n° for the original cover: .....

Caution, Ivernea and Ivernea covers are not compatible with a solar PVC slat cover.

<b>SLATS</b> <input type="checkbox"/> In-ground (decking above water) <input type="checkbox"/> In-ground (decking under water) <input type="checkbox"/> Above-ground (without covering) <input type="checkbox"/> Above-ground (with covering)	
<b>MODEL / COLOUR</b> <b>Ivernea:</b> <input type="radio"/> Green <input type="radio"/> Blue <input type="radio"/> Beige <input type="radio"/> Grey <b>Ivernea plus:</b> <input type="radio"/> Ivernea Plus	
<b>POOL DIMENSIONS</b> (for in-ground covers, indicate the size excluding the pit) Length: ..... cm Width: ..... cm <b>Diagonals</b> Diagonal AC = ..... cm Diagonal BD = ..... cm Diagonals taken at sharp angles.	
<b>RADIUS</b> A = ..... cm B = ..... cm C = ..... cm D = ..... cm	
<b>STEP</b> <input type="checkbox"/> Yes <input type="checkbox"/> No <b>SHAPE:</b> <input type="radio"/> Square <input type="radio"/> Roman Indicate the step position: <input type="checkbox"/> On the AB width <input type="checkbox"/> On the CD width <input type="checkbox"/> Along the AD length <input type="checkbox"/> Along the BC length	
<b>FILTRATION BLOCK / CUT</b> <input type="checkbox"/> Yes (supply a drawing) <input type="checkbox"/> No	
<b>FIXING</b> Sandowclip	
<b>OPTION</b> <input type="checkbox"/> Extra Sandowclip(s): recommended for windy areas.	